



Understanding the MS 8 Block Rotational Schedule

And Creating A Personalized one
for YOU!

Purpose

Learning Targets:

Today we will: Understand the MS Rotational schedule and organize our own schedule.

So that we can: have a successful and organized start to the year.

I'll know I've got it if I have created a personalized master schedule.



For this session, you will need....

1. Paper
2. Pencil and eraser
3. Your schedule
4. Your homework planner

These are your blocks

Exp	Term	Section	Course	Teacher
1(A)	20-21	MMUS201-1	Band Beginning	Anding, Mark
2(A)	20-21	MMAT100-5	Math 6	Hussain, Amin
3(A)	20-21	MHUM100-2	Humanities 6	Rose, Timothy
5(A)	20-21	MHUMB100-2	Humanities 6B	Rose, Timothy
6(A)	20-21	MSCI100-4	Science 6	Trujillo, Marco
8(A)	20-21	MSLS100-2	Learning Support 6	Muench-Trivel, Sandra
9(A)	20-21	MADV100-5	Advisory 6	Hughes, Amy
7(A)	Q1	MDRA100-1	Drama 6	Willis, Robin
7(A)	Q2	MMUS100-2	Music 6	Dhidha, Barissa
7(A)	Q3	MART100-3	Art 6	Miller, Eleanor
7(A)	Q4	MEXP037-4	Kenyan Studies	Otieno, Edward
4(A)	S1	MPEH100-3	PE 6	Hart, Jay
4(A)	S2	MPEH100-7	PE 6	Hart, Jay

Step #1

Directions:


1. List your blocks
2. List your classes
3. List your teachers

LIKE THIS...

<u>MY CLASSES</u>		
<u>BLOCKS</u>	<u>CLASS</u>	<u>TEACHER</u>
1	Drama	Ms. Willis
2	PE	Mr. Otieno
3	Humanities	Mr. Rose
4	French	Ms. Egue
5	Science	Ms. Newmeyer
6	Band	Mr. Anding
7	Humanities	Mr. Rose
8	Math	Mr. Foster

You will use
this on Friday

Pause



Create your OWN Master Schedule

You have TWO options

Option 1: Digital - your teacher will share this with you.

Middle School Timetable 2022 - 2023											
	Day 1	Day 2	Day 3	Day 4	Day 5	Day 6	Day 7	Day 8	WEDNESDAY	SPECIAL SCHEDULE	
8:20 - 8:50 30 min	ADVISORY	ADVISORY	ADVISORY	ADVISORY	ADVISORY	ADVISORY	ADVISORY	ADVISORY	Period A 8:20 - 9:20 (60 minutes)	Period A 8:20 - 9:25 (65 minutes)	House events will be blocked on the MS Calendar at the beginning of the year. They will happen once per month. This 'plug and play' schedule allows that sometimes they could happen at 8:20 and then have 4 blocks of learning, or sometimes they could happen at 2:15 after 4 blocks of learning (since all blocks are 65 minutes). At this time, we imagine that House Events will happen on Fridays. However, this Special Schedule can also allow us to be responsive during the year. If the GLLs meet and determine that there is a need for a grade-level extended meeting, a special guest, a performance, etc - we can use this special schedule in a responsive manner (with prior notice for planning purposes) to meet our needs and support our values.
9:00 - 10:15 Period A 75 min	Block 1	Block 5	Block 2	Block 6	Block 3	Block 7	Block 4	Block 8	Passing / Break 10 minutes	Passing / Break 10 minutes	
10:15 - 10:25 10 min	Passing / Break	Passing / Break	Passing / Break	Passing / Break	Passing / Break	Passing / Break	Passing / Break	Passing / Break	Period B 9:30 - 10:30 (60 minutes)	Period B 9:35 - 10:40 (65 minutes)	
10:25 - 11:40 Period B 75 min	Block 2	Block 6	Block 3	Block 7	Block 4	Block 8	Block 1	Block 5	Passing / Break 10 minutes	Passing / Break 10 minutes	
11:40 - 12:30 50 min	LUNCH	LUNCH	LUNCH	LUNCH	LUNCH	LUNCH	LUNCH	LUNCH	Period C 10:40 - 11:40 (60 minutes)	Period C 10:50 - 11:55 (65 minutes)	
12:30 - 12:40 10 min	Passing	Passing	Passing	Passing	Passing	Passing	Passing	Passing	LUNCH 11:40 - 12:15 (35 min)	LUNCH 11:55 - 12:50 (55 min)	
12:40 - 1:55 Period C 75 min	Block 3	Block 7	Block 4	Block 8	Block 1	Block 5	Block 2	Block 6	Passing 10 minutes	Passing 10 minutes	
1:55 - 2:05 10 min	Passing / Break	Passing / Break	Passing / Break	Passing / Break	Passing / Break	Passing / Break	Passing / Break	Passing / Break	Period D 12:25 - 1:25 (60 minutes)	Period D 1:00 - 2:05 (65 minutes)	
2:05 - 3:20 Period D 75 min	Block 4	Block 8	Block 1	Block 5	Block 2	Block 6	Block 3	Block 7	Early Dismissal	Passing 10 minutes	
3:20 - 3:30 10 min	Grab n Go - Snack Cart Transition Quick Teacher Check In									Period E 2:15 - 3:20 (65 minutes)	
3:30 - 4:45 75 min	After School Activities - Co-Curricular Activities & Extra Help Athletics										

Trick:
Type in Day 1
and 2

Copy and paste
the blocks in the
other days (see
video).

A completed schedule will look like this....

Grade 7 Schedule										
	Day 1	Day 2	Day 3	Day 4	Day 5	Day 6	Day 7	Day 8	WEDNESDAY	
8:20 - 8:50 30 min	ADVISORY	ADVISORY	ADVISORY	ADVISORY	ADVISORY	ADVISORY	ADVISORY	ADVISORY	ADVISORY	Period A 8:20 - 9:20 (60 minutes)
9:00 - 10:15 Period A 75 min	Block 1 DRAMA Ms. Willis	Block 2 Humanities Ms. D	Block 2 Humanities Ms. D	Block 6 Learning Support Joe	Block 3 PE Mr. OT	Block 7 Math Frank	Block 4 Science Mr. T	Block 8 Healthy Chef Ms. Tam	Passing / Break 10 minutes	
10:15 - 10:25 10 min	Passing	Passing	Passing	Passing	Passing	Passing	Passing	Passing	Period B 9:30 - 10:30 (60 minutes)	
10:25 - 11:40 Period B 75 min	Block 2 Humanities Ms. D	Block 6 Learning Support Joe	Block 3 PE Mr. OT	Block 7 Math Frank	Block 4 Science Mr. T	Block 8 Healthy Chef Ms. Tam	Block 1 DRAMA Ms. Willis	Block 2 Humanities Ms. D	Passing / Break 10 minutes	
11:40 - 12:30 50 min	LUNCH	LUNCH	LUNCH	LUNCH	LUNCH	LUNCH	LUNCH	LUNCH	Period C 10:40 - 11:40 (60 minutes)	
12:30 - 12:40 10 min	Passing	Passing	Passing	Passing	Passing	Passing	Passing	Passing	LUNCH 11:40 - 12:15 (35 min)	
12:40 - 1:55 Period C 75 min	Block 3 PE Mr. OT	Block 7 Math Frank	Block 4 Science Mr. T	Block 8 Healthy Chef Ms. Tam	Block 1 DRAMA Ms. Willis	Block 2 Humanities Ms. D	Block 2 Humanities Ms. D	Block 6 Learning Support Joe	Passing 10 minutes	
1:55 - 2:05 10 min	Passing	Passing	Passing	Passing	Passing	Passing	Passing	Passing	Period D 12:25 - 1:25 (60 minutes)	
2:05 - 3:20 Period D 75 min	Block 4 Science Mr. T	Block 8 Healthy Chef Ms. Tam	Block 1 DRAMA Ms. Willis	Block 2 Humanities Ms. D	Block 2 Humanities Ms. D	Block 6 Learning Support Joe	Block 3 PE Mr. OT	Block 7 Math Frank	Early Dismissal	

Option 2: Paper and Pencil

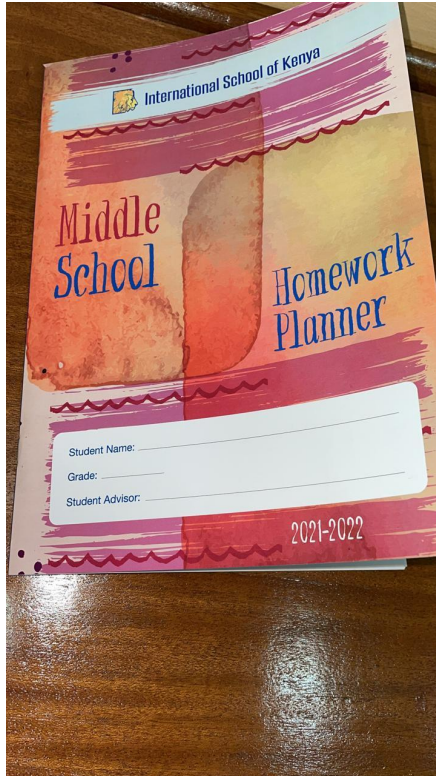
Rules:

1. Only use pencil and an eraser
2. Don't color or decorate it just yet. First get it done.
3. Use a ruler or straight edge to help you create your lines.


Like this...

	DAY 1	DAY 2	DAY 3	DAY 4	DAY 5	DAY 6	DAY 7	DAY 8
8:20-8:50	ADV 25 mins	ADV 25 mins	ADV 25 mins	ADV 25 mins	ADV 25 mins	ADV 25 mins	ADV 25 mins	ADV 25 mins
9:00-9:50	B1 Drama Ms. Willis	B5 Science Newmeyer	B2 PE OTIENO	B6 Band Anding	B3 HUMS ROSE	B7 HUMS ROSE	B4 French Eguez	B8 MATH FOSTER
10:00-10:50	B2 PE Mr. Otieno	B6 Band Anding	B3 HUMS ROSE	B7 HUMS ROSE	B4 French Eguez	B8 MATH FOSTER	B1 Drama Willis	B5 SCIENCE Newmeyer
11:00-11:50	B3 HUMS ROSE	B7 HUMS ROSE	B4 FRENCH Eguez	B8 MATH FOSTER	B1 DRAMA WILLIS	B5 SCIENCE Newmeyer	B2 PE OTIENO	B6 BAND Anding
12:00-12:50	LUNCH	LUNCH	LUNCH	LUNCH	LUNCH	LUNCH	LUNCH	LUNCH
13:00-13:50	B4 FRENCH Eguez	B8 MATH FOSTER	B1 DRAMA WILLIS	B5 SCIENCE Newmeyer	B2 PE OTIENO	B6 BAND Anding	B3 HUMS ROSE	B7 HUMS ROSE

Planners



Complete the first week of your planner!



Finally...

1. Save this to your google drive.
2. Show your parents your schedule.
3. IF POSSIBLE: Print and hang up your schedule. Keep a copy in your homework planner.